



**Innovative
Professional
Profitable**

Caravan repair systems from HBC system World first!

With the HBC patented Caravan Repair System for the first time panels on caravans, motorhomes and trailers can be restored to their original condition, quickly and cost-effectively.

Traditionally damaged panels, normally the whole side of the vehicle or caravan, would have to be replaced which is hugely expensive and very time consuming for the insurer, the repairer and the owner. Now specially designed vacuum equipment, templates and unique mouldmaker provide a perfect match to original smooth or contoured surfaces.. For the caravan & leisure market it has successfully designed and developed a specialist repair process which has been rigorously tested and now features a world-wide patent. This system is capable of repairing major damage on aluminium panels.



E1 Caravan Repair System

The Aluminium repair system is for structured/textured panels and surfaces.


Repair options: Suitable for caravans, motorhomes & trailers and other structured aluminum materials and surfaces. The system also works on relief panels on gates, furniture, garages, buildings and vehicles or any surface of a similar design.

Structured panels:

Most caravans, motorhomes or trailers feature panels made from a sandwich design with a layer of hard plastic or wood as the innermost layer, an insulating foam panel in the middle and a textured aluminum plate as the outer layer.



HBC system®



Caravan dent repair / step by step



**10 Years
Guarantee
on repairs***

* Provided the technician has been
certified by HBC Training Academy

The primary task of the structure is to make the aluminum sheet more resistant to shocks and to compensate for minor irregularities. Damage can be caused by extreme weather conditions, hail etc or incidental annoying accidents or vandalism, on campsites, during transit or at home.

How the system works:

With the specialist repair process an exact copy of the surface design or pattern is taken (on the undamaged part of the panel) using the patented vacuum tool, templates and mouldmaker. The mould can then be transferred to the damaged area where the special E-Filler is injected, leaving a surface structure which corresponds exactly to the original panel. After the material hardens the borders are sanded and the whole repair area is powder blasted using a specialist granulate E-Powder. The repair area can then be primed and painted.

HBC system

the perfect start -
to an excellent finish

Complete Caravan Repair System
Part no. 00.513

00.524 Vacuum niveau rail blue (2pcs.)

00.523 Vacuum niveau rail green (2pcs.)

00.518 Vacuum niveau rail red (2pcs.)

00.522 Tool Connector



00.527 Corner tool

00.751 Vacuum Tool (200x400)

00.528 Long tool (400x800)

00.831 Niveau rail

Caravan dent REPAIR SYSTEM



00.229 E Compound (1 kg)



00.760 E powder (2 kg)



00.755 E Cleaner (1l)



00.756 E filler & hardener (250ml)



00.770 Glass pen
00.771 Refil for Glass pen (2pcs.)



00.521 Tool connector



00.758 Needles
00.757 Injector (2pcs.)



00.288 Pipette
3,5ml (10pcs)



00.762 Divider



00.607 Mixing jar with lid



00.767 Sanding Gun w/ Nozzles

More than **2500**
E1 Caravan Systems
have been sold worldwide



00.021 Mould maker & additive (50cc)
00.813 Mixing tips big (12pcs.)



00.041 Mixing gun for mouldmaker

Caravan repair system UPGRADE



This upgrade to the Caravan Repair System contains 5 reduced size tools - enabling the technician to access areas too small for the standard tools.



00.522-1 Corner tool vacuum holder



00.751-2 Vacuum mini tool 10x20



00.523-1 Half niveau rail



00.751-1 Double vacuum tool 10x20



00.523-2 Half narrow niveau rail

Part no. 00.514 Upgrade system E Caravan Repair

Part no.	Description
----------	-------------

00.523-1	Half niveau rail
00.523-2	Half narrow rail
00.751-1	Double vacuum tool 10x20
00.751-2	Vacuum tool mini 10x20
00.522-1	Corner tool vacuum holder

Caravan Repair Trolley

The new Caravan Trolley is the ultimate high-end workshop solution for the Caravan repairer.



Caravan Trolley Master

(Part no. 00.652)

Trolley Content :

- System E : Complete Caravan Repair System
- System E : Caravan Spot Repair System
- System E : Upgrade-System E
- System B6 : Plastic Welding System
- System H : Ozon - Air Cleaning System

Caravan Trolley Standard

(Part no. 00.651)

Trolley Content :

- System E : Complete Caravan Repair System
- System E : Caravan Spot Repair System
- System E : Upgrade-System E



**10 Years
Guarantee
on repairs***


Provided the technician has been certified by HBC Training Academy



The Smart Repair Trolley is flexible and is simply a must for workshops that require efficiency, flexibility and mobility and contains all the needed tools and equipment to make a high-end Caravan repair. Packed in a strong, lockable, steel cabinet on wheels which makes it very easy to move around in the workshop area.

Caravan spot repair system

easy working spot repair system for repairing
paint damage on caravans and mobile homes



Caravan Spot Paint Repair system

HBC system has for a decade successfully produced car paint for spot repair systems to the automotive industry.

We are happy to introduce a new spot repair system for repairing paint damage on caravans and mobile homes.

The foundation of the system is 15 base colors, which can be mixed together with the easy to use software (access code and download link is included with the system). When the color software is installed on your pc you are ready to start. Simple and easy!

When starting a caravan spot repair you need to ensure that you're using the right color tone. In the system you'll find two large color indexes making it an easy job to select the right color tone. Simply enter the right tone number into the color mixing software and press enter – the software will provide you with the recipe to mix with the 15 base colors.

On the included mini scale you can mix the recipe from the recipe. You are now ready to spray the right color on the damage or the repaired area. After spraying the color, spray the surface around the repair area with fade thinner, which melts the new and old paint together.

The system works easy, simple and the result always looks nice.

Caravan spot aerosol system

More than 600 different colours for caravans

system

E

Caravan Paint Systems

HBC system

Easy working spot repair system
for repairing paint damage on
caravans and mobile homes

